

Currency : Indian National Rupee (INR)

Area Total : 3,287,590 sq. km

Economic Indicators:

(All figures in US\$)


Indicator	2006	2007	2008	2009	2010	2011
GDP (PPP)	2.67 tr.	2.99 tr.	3.28 tr.	3.46 tr.	4.00 tr.	4.39 tr.
GDP (current prices)	874.77 bn.	1.10 tr.	1.20 tr.	1.18 tr.	1.43 tr.	1.59 tr.
GDP Growth Rate %	9.4	9.6	8.7	7.2	9.7	8.4
Inflation	4.24%	6.17%	8.34%	11.4%	9.68%	8.31%

Trade & Investment :

(All figures in US\$)



Indicator	2010 – 2011 (April –December)	2009 – 2010 (April –December)
India's Total Trade	411.42 bn.	334.49 bn.
India's Total Exports	164.7 bn.	127.18 bn.
India's Total Imports	246.72 bn.	207.31 bn.

- **India's top 10 Export Destinations :** UAE, USA, China, Hong Kong, Singapore, Netherlands, U.K., Germany, Saudi Arabia and Belgium
- **India's top 10 import Sources :** China, UAE, Saudi Arabia, USA, Switzerland, Australia , Germany, Nigeria, Iran and Korea RP
- **FDI Investments :** (April 2010 – January 2011) US\$17.01 bn.
- **FII Investments :** (1 January, 2010 - 31 December, 2010) was US\$ 39474.00 mn.
- **Foreign Exchange Reserves :** (as on 25 March, 2011) was US\$303.48 bn.

Source: IMF, Union Budget of Govt. of India 20011-12 (Ministry of Commerce www.commerce.nic.in )

5000 dailies; 16,000 weeklies; 300 T.V. Channels ; FAVOURED FDI DESTINATION: 380 Universities/ 11,000 colleges/ 1500 Research Institutions ; 5 MILLION NEW PHONE CONNECTIONS PER MONTH ; 20.2 MILLION MOBILE PHONE SUBSCRIBERS ADDED IN FEB. 2011; 791.38 MILLION MOBILE PHONE SUBSCRIPTIONS AS OF FEB 11; 1 MILLION T.V. SETS SOLD PER MONTH ; 11 of 12 diamonds in the world cut/ polished from India ; 8 NOBEL LAUREATES ; 10th Largest Exporter of Services; 2nd Largest Capital Inflows in Asia Pacific ; 4th largest Wind Energy Installed Capacity ; LARGEST PRODUCER FOR: TEA, MILK, BUTTER, MANGO, BANANA, TURMERIC, COCONUT, CASHEW, PEPPER; India has the 4th largest COAL & BAUXITE reserves in the world , 2nd largest for MANGANESE, 3rd largest for CHROMIUM & 5th largest IRON ORE reserves ; Innovation in Mathematics, Astronomy, Science – Binary System, Zero; Indigenous development of Supercomputers, Electronic Voting Machines, Lightweight low-cost artificial limbs (Jaipur Foot); R & D HUB FOR MANY FORTUNE 500 COMPANIES; OVER 15,000 SCIENTISTS EMPLOYED BY MNCs IN INDIA; 3 Million graduates every year; Sound legal and accounting systems

Archives

- [India Economic 2008-2009](#)  (120 KB)
- [India Economic 2009-2010](#)  (88 KB)